



# The Rhodomentum

## Nanaimo Rhododendron Society Newsletter



June 2020



### President's Message

Where did the year go? Remember, our year started in September 2019 with a grand potluck dinner and a new executive team.

We started right away with propagating our rhododendron cuttings, having had gracious permission to use the VIU's greenhouses at the Paine Centre. Some of us went diligently on a daily basis to water them, pull out the ones that did not make it, and generally had a delightful time being part of the propagation team!

In October, we attended the ARS Fall conference in Parksville and some of us helped MARS make it the great success that it was.

As usual, our Christmas Potluck & Auction was a great fundraiser in December 2019, thanks to all of the NRS members! What a great bunch you are!

We greeted 2020 with great plans for the year ahead: planning for Seedy Sunday on March 1<sup>st</sup> – our first time there and a great success! The unexpected passing of our founding member and then webmaster, Dr. Craig Clarke, was a big loss. Craig was one of the NRS's greatest contributors in so many different ways. We miss him dearly.

Then the Covid-19 virus reached us on the Island. We were all limited by social distancing, largely in our own homes – so no monthly meetings, no “garden open houses”, no “bus tour”, no access to the Paine Centre (thankfully Christine Quist assumed our watering duty), no further work party at Hayley Grove (the first one made a great dent on the existing jungle there), no propagation for all NRS club members at the Paine Centre, no “Truss Show and Sale”, no visit to the “Rhododendron Lake”, no potluck wind-up party in June...

Thanks to Dr. Dick Beamish's suggestion, we developed the “What's Blooming Now?” photo pages for our website. Deborah Francis (with Garth Wedemire's help) and Rosina went right to work and created <http://nanaimorhodos.ca/rhododendron-flowering-seasons/>. Have you seen it? It sure looks good!

We did not stop there but decided to have a juried online Truss Show for April and May. The April winning Trusses can be admired here:

### OUR EXECUTIVE

President	Rosina Schmidt	751-3386
Vice President	Chris Southwick	390-3415
Past President	Allen McRae	758-7589
Secretary	Jan Moles	390-9340
Treasurer	Liz Higgins	390-9340
Directors	Bryan Jubinville	956-6178
	Art Lightburn	468-7516
	Susan Lightburn	468-7516
	Gayle McRae	758-7589
	Don Noakes	778 441-4783
	Ron Sutton	905 331-5527

### COMMITTEES:

Advertising	Allen McRae
Library	Ann Beamish / Sandra Dorman
Newsletter	June Bouchard / John Deniseger
Membership	Krystyna Sosulski
Program	Committee
Raffle	Ann Davey & Val Harvey
Social	Deborah Francis
Bargain Table	Reinhold Gorgosolich/Don Noakes
Website	Deborah Francis
Bus Tour	David & Joyce Mitchell
Sunshine	Ann Beamish
Propagation	Rosina Schmidt

Nanaimo Rhododendron Society  
Box 241, #101-5170 Dunster Road  
Nanaimo, BC V9T 6M4

Website: [nanaimorhodos.ca](http://nanaimorhodos.ca)

email: [rhodomentum@nanaimorhodos.ca](mailto:rhodomentum@nanaimorhodos.ca)

<http://nanaimorhodos.ca/e-flowering-season-march-15th-to-april-15th/>; <http://nanaimorhodos.ca/em-april-15th-to-may-1st/>

In May, some of our propagators replanted the rooted cuttings into 4" pots – all 600 cuttings! (Editor's note: see p. 7) The trays with the transplants are now at six of our members' gardens until they get transplanted into one-gallon pots, at which time we hope Milner's "garden house" may be ready for use.

Provided this coronavirus lets us, we shall start our September meeting with a new executive team and the next group of rhododendron cuttings with a 'how-to' information session by Allan Murray at the Paine Centre.

To everyone who went out of their way to once again make the NRS such a great club, my warmest THANK-YOU!

Happy summer days,

Rosina

***All NRS activities suspended!***

***Due to concerns surrounding the Covid-19 virus, all NRS meetings and events are cancelled or postponed until further notice.***

## *Our Executive goes virtual!!!!*

The NRS Executive had their first ever Zoom meeting on May 28<sup>th</sup>, 2020. Even if we were limited to 40 minutes, and some of the members had never used this technology, the meeting went very well! Next Zoom Executive Meeting is scheduled for the 11th of June at 14h (2:00pm). If you would like to participate, please let Rosina know.



## *Garden Tours - virtual, of course...!*

Although most public gardens are currently closed to visitors, the flowers are still blooming! Here are a few links to experience the beauty of these gardens, following "social distancing" guidelines! 😊

Here's a lovely video of UVic's Finnerty Gardens, filmed about a month ago. Thought you would enjoy a peaceful stroll through the garden: [Finnerty Gardens Video](#)

"The Most Beautiful Flower Garden In The World Has No Visitors For The First Time In 71 Years And I Got To Capture It" – by Albert Dros [Keukenhof - without people](#)

And now to the RSF for a virtual tour led by Dennis Bottemiller, filmed on Easter Sunday:  
[RSF Virtual Tour Easter 2020](#)

## *Our Program for June: The Importance of Gratitude...*

We're living in strange times, dealing with a pandemic that we didn't see coming. In our April and May newsletters, we featured gardening and humour as great therapy tools as we adjust to this "new normal". Yes, the world has changed in ways that are going to take some getting used to: social distancing, washing your hands constantly, wearing masks. We worry about our families, friends, and neighbours. Our club's activities have come to a virtual standstill. So many things that we always took for granted are no longer possible or have become difficult. Yet, through it all, we have so much to be grateful for!



We live in one of the most special places on the planet. There is so much beauty all around us, as Mother Nature seems to have been very generous. Thanks to our climate, our long, gentle spring is a special time for gardeners, especially rhododendron lovers. We have a hobby that seems to keep us busy for hours/days/weeks/months. We have so much to be grateful for!

In these trying times, it's so important to recognize all of the wonderful things that we have to be appreciative for rather than dwelling on the negative. It doesn't mean that everything is wonderful, it's more about awareness and appreciation of all those little things. Gratitude shifts our focus from what we don't have or don't like to what we already have. And if that's not enough, being mindful and grateful leads to better physical and mental health, stronger immune system, better sleep, improved resilience and less stress.



This summer, we suggest that in addition to keeping up with your gardening and looking at the lighter side of life through humour, adopt an "attitude of gratitude". Be grateful for all the good things in life - definitely an important component of happiness and overall health!

*Have a wonderful summer everyone - hope to see you all in the fall!*

*June and John*

## Heard in Passing....

- “We really missed this year’s bus tour.” (mentioned by at least 10 **non-club** members!)
- “I’ve never spent so much time in my garden.”
- “The weather has been perfect for the garden!”
- “I can’t wait for Milner to open again!”
- “It’s been a long time since I’ve savoured my garden like this!”
- “We’re so lucky to live here!” (heard almost daily on our morning walk)



## Late Bloomers by John Deniseger

It’s been quite the spring display this year (check out the virtual truss show) but our favourite genus isn’t quite finished yet... Here are some examples of rhododendrons that will bloom from mid-June onwards:

### *Rhododendron facetum* (photos from the RSF)



Blooms in early summer, followed by silvery to fawn indumented new foliage. Spectacular!

### *Rhododendron decorum* ssp. *diaprepes* (photo John Deniseger)



*Rhododendron decorum* ssp. *diaprepes* is a great example of a late blooming species. A relatively fast grower, hardy to -15 C, a ten-year-old plant will be 6 feet high. Over time it will form a small tree. However, it blooms in mid-July and is wonderfully scented. When the white trusses appear in the height of summer, your garden will be bathed in rhododendron perfume!



R. "Goldsworth Orange" (photo from Hirstutum)

Rhododendron "Goldsworth Orange" is a great example of a late blooming hybrid. The plant is typically covered in salmon pink to orange trusses which appear in mid-June. It is hardy to -21 C and a 10-year-old plant will be about 5 feet high. Its orange trusses appear in mid-June.



*Rhododendron lodaureic* (photo Hank Helm)



This one blooms in late June into July. The white flowers are fragrant. It grows fairly quickly (6 feet in 10 years).

*Rhododendron auriculatum* (photo from the RSF)

*Rhododendron auriculatum* is another late bloomer, typically coming into flower in late July. It's another highly scented species which forms a small tree (6 feet in 10 years). It's been used by many as a parent in hybridizing e.g. R. 'Polar Bear'.



\*\*\*\*\*

"What is one to say about June, the time of perfect young summer, the fulfillment of the promise of the earlier months, and with as yet no sign to remind one that its fresh young beauty will ever fade."  
- Gertrude Jekyll, On Gardening


*The Greig Rhododendron Species Garden*— photos taken on May 14<sup>th</sup>, courtesy of Milner




*R. kaempferii*



*R. molle ssp. japonicum*



*R. macrophyllum*



*R. canescens*




*R. fansipanensis* -new growth



*R. kesangiae* "alba" - new growth

\*\*\*\*\*





## *Propagation Update* by Rosina T. Schmidt

Hurrah, our rhodo cuttings have now been repotted into 4"x4" pots. All 600 of them! Thanks to hard working propagators: Gaylle and Allen McRae, Chris Southwick, Deborah Francis, Bryan Jubinville and Rosina Schmidt. One-gallon pots needed for 2021! Please save them until our cuttings will be ready to be replanted again. (All photos by Rosina)





## Winners of the Virtual May Truss Show:

The results of our second ever “virtual truss show” are in: we had 118 entries from 14 different members. It was once again an impressive collection of beautiful rhododendrons of all shapes and sizes, highlighting the tremendous diversity in the genus *Rhododendron*.

In addition to the complete list of winners, we’ve included photos of each of the 1<sup>st</sup> place winning trusses. Congratulations to all of the winners – you’ve earned “bragging rights” for this year! Thank you to our judges, Marilyn Dawson and Glen Jamieson, members of the Mount Arrowsmith Rhododendron Society.

**Azalea**



Unidentified “Newcombe” cross – John & June

**Foliage – large**



*R. kesangeae* – John & June

**Foliage - medium**



*R. pachysanthum* John & June

**Foliage – small**



*R. lepidostylum* – Chris Southwick

**Full Plant -large**



*R. ‘Nancy Evans’* – Rosina Schmidt

**Full Plant - medium**



*R. ‘Unique Marmalade’* – Art & Susan



Full Plant – small



'unknown azalea' – Elaine Hutchison

Hybrid – large



R. 'Anna Rose Whitney' – Art & Susan

Hybrid - medium



R. 'Honey Butter' – Elaine Hutchison

Hybrid – small



R. 'Ruby Hart' – Art & Susan

Species – large



*R. argyrphyllum* 'Chinese Silver'  
– Chris Southwick

Species - medium



*R. gjaoljaense* – Art & Susan

Species – small



*R. camtschaticum* –  
Chris Southwick

Tender



R. 'Mi Amor' – Mark  
Nixon

A special THANK YOU to Jan Moles for taking on the task of managing our 1<sup>st</sup> ever virtual truss show. Remember, there was no template to follow. She's worked hard and done an outstanding job! Thank you, Jan!!!

## Here's the complete list of winners from the May "Virtual Truss Show":

Filename (Entry + Rhodaname + Date Taken)	Class	Results By Class	Entrant
E31 Unid Orange 2020-05-21	Azalea	1st	June&John
E22 'Homebush' 2020-05-21	Azalea	2nd	June&John
E70 'Cannon's Double' 2020-05-30	Azalea	3rd	Susan&Art
E33 R. <i>kesangeae</i> 2020-05-24	Foliage Large	1st	June&John
E105 R. 'Hill's Bright Red' 2020-05-6	Foliage Large	2nd	Rosina Schmidt
E61 R. <i>basilicum</i> 2020-05-27	Foliage Large	3rd	Susan&Art
E67 R. <i>pachysanthum</i> 2020-05-28	Foliage medium	1st	June&John
E59 R. 'Honey Butter' 2020-05-26	Foliage Medium	2nd	Elaine Hutchison
E83 R. 'Rubicon' 2020-05-13	Foliage medium	3rd	Chris Southwick
E91 R. <i>lepidostylum</i> 2020-05-31	Foliage small	1st	Chris Southwick
E71 R. <i>intricatum</i> 2020-05-30	Foliage small	2nd	Susan&Art
E23 R. <i>pentaphyllum</i> 2020-05-05	Foliage small	3rd	June&John
E104 R. 'Nancy Evans' 2020-05-15	Full Plant Large	1st	Rosina Schmidt
E103 R. 'Scintillation' 2020-05-15	Full Plant Large	2nd	Rosina Schmidt
E87 R. 'Horizon Monarch' 2020-05-30	Full Plant Large	3rd	Chris Southwick
E50 R. 'Unique Marmalade' 2020-05-07	Full Plant Medium	1st	Susan&Art
E60 Azalea 'Chetco' 2020-05-11	Full Plant Medium	2nd	Elaine Hutchison
E86 R. 'Dreamland' 2020-05-13	Full Plant Medium	3rd	Chris Southwick
E57 Unknown Azalea 2020-05-10	Full Plant Small	1st	Elaine Hutchison
E85 R. <i>balsaminifolium</i> 2020-05-30	Full Plant Small	2nd	Chris Southwick
E80 R. 'James Gable' 2020-05-23	Full Plant Small	3rd	Chris Southwick
E64 R. 'Anna Rose Whitney' 2020-05-22	Hybrid Large	1st	Susan&Art
E65 R. 'Point Defiance' 2020-05-20	Hybrid Large	2nd	Susan&Art
E48 R. 'Lem's Monarch' 2020-05-28	Hybrid Large	3rd	Doug Kitts
E58 R. 'Honey Butter' 2020-05-08	Hybrid Medium	1st	Elaine Hutchison
E30 R. 'Wild Ginger' 2020-05-07	Hybrid Medium	2nd	June&John



E98 R. 'Champagne Lace' 2020-05-11	Hybrid Medium	3rd	Debbie Gaboury
E90 R. 'Ruby Hart' 2020-05-02	Hybrid Small	1st	Susan&Art
E19 R. 'Gabriola Blue' 2020-05-09	Hybrid Small	2nd	June&John
E9 R. 'Tara too' 2020-05-10	Hybrid Small	3rd	Doug Kitts
E74 R. <i>argyrphylum</i> 'Chinese Silver' 2020-05-04	Species Large	1st	Chris Southwick
E89 R. <i>giaojaense</i> 2020-05-13	Species Medium	1st	Susan&Art
E75 R. <i>smirnowii</i> 2020-05-13	Species Medium	2nd	Chris Southwick
E73 R. <i>cerasium</i> 'Cherry Brandy' 2020-05-23	Species Medium	3rd	Chris Southwick
E72 R. <i>camtschaticum</i> 2020-05-23	Species Small	1st	Chris Southwick
E63 R. <i>sanguineum ssp didymum</i>	Species Small	2nd	Susan&Art
E62 R. <i>yunnanense</i> 2020-05-01	Species Small	3rd	Susan&Art
E1 R. 'Mi Amor' 2020-05-04	Tender	1st	Mark Nixon
E12 R. 'Lady Alice Fitzwilliam' 2020-05-10	Tender	2nd	Doug Kitts
E79 R. <i>lyi</i> 2020-05-13	tender	3rd	Chris Southwick

## **Fall into Gardening is Back – or at least we hope so!**

In October 2018, the Nanaimo and Mount Arrowsmith Rhododendron Societies co-hosted a very successful one day fall gardening workshop in Parksville. The event was called “Fall into Gardening” and had the theme of “Navigating Garden Myths”. The organizing committee continues to be hard at work putting together a special day for the gardeners of central Vancouver Island.

Of course, we are living in uncertain times, but after a year off, “Fall into Gardening” hopes to be back in October 2020! The NRS and MARS have added a new partner: the Vancouver Island Master Gardeners Association. This year’s theme will be “Gardening from the Ground Up”. The program includes Linda Chalker-Scott, Richard Hebda, Shannon Berch and Scott Wiskerke. **We plan on holding it on Sunday, October 25<sup>th</sup>, at the Parksville Community and Conference Center.** Details will follow in upcoming newsletters. Let’s hope that we will be able to go ahead!

## Cooking Time by June Bouchard

With the summer coming, your garden is likely to be producing way more than your household can handle. Zucchini is often one of those vegetables that sneaks up on you and suddenly, you realize that in addition to eating them at every meal, you either have to do something drastic to preserve some, or start putting them at the road with a “FREE” sign! Here are a couple of recipes that take very little time to prepare and both are very tasty. If you don’t have zucchini in your garden, go check out the local Farmers Market!

### Zucchini Dill Salad

4 c. prepared zucchini  
Salt  
1 c. yogurt  
½ c. sour cream (I used only yogurt and less than 1 ½ cup total)  
4 tbsp. minced fresh dill  
2 tbsp. lemon juice  
2 tsp. tarragon leaves, finely chopped  
3 finally minced shallot (I used garlic)  
Pepper to taste  
(I added chopped red and yellow peppers for colour)


To prepare zucchini, scoop out center pulp and seeds and slice thinly – peel if skin is tough but not necessary if using small zucchini with tender peel. Sprinkle with salt and drain in colander for at least ½ hour. Pat slices dry with paper towels (I squeezed them about one cup at a time, using new paper towels for each batch). Combine rest of ingredients and stir into zucchini slices; chill for several hours (important to make sure all flavours blend in nicely). Serve on sliced tomatoes and lettuce leaves. Perfect to accompany that summer BBQ!



### Zucchini Squares (an easy recipe from one of our Bowser neighbours)

1 cup Bisquick  
3 c. grated zucchini (you can use frozen grated zucchini when making in winter)  
4 eggs  
1 tsp. salt/pepper  
1 tsp. dill weed or oregano  
½ c. chopped onion  
½ c. veg. oil (I used olive oil)  
½ c. parmesan cheese  
1 clove garlic, minced

Mix all above thoroughly in large bowl and pour into greased and floured 9x13 pan. Bake at 375 for 30 - 45 minutes. Good hot or cold and freezes well. (I’ve made it with grated carrots instead of zucchini and it worked quite well too – it’s fun to experiment!)





\*\*A couple of years ago, we harvested 124 cucumbers from our four tiny plants. The same neighbour came to the rescue with the following recipe – the easiest pickles I’ve ever made – and so nice to bring in a bit of summer to the table on a dreary winter day!

## Freezer Pickles

7 cucumbers, sliced thin, skin on

2 onions, sliced thin (I use my mandolin to do the slicing – goes fast and all slices are the same thickness)

Mix the following together and pour over the sliced cucumbers and onions:

½ cup white sugar

1 ½ cup white vinegar

1 ½ tsp. salt

1 tsp. celery seeds

1 tsp. mustard seeds


Keep at room temperature, covered with a clean tea towel.

Every 15 minutes or so, for 2 hours, mix all thoroughly – I use a big wooden spatula.

Prepare containers – I use 1 cup size empty containers of cream cheese or whatever...

Fill containers – use tongs. Even out liquid, top up in all, but leave room for expansion.

Freeze. That’s all!!! Enjoy on a cool winter day! 😊



*Happy  
Summer  
everyone!*

*“Be kind, be calm, be safe!”*

*"Summer is the time when one sheds one's tensions with one's clothes, and the right kind of day is jeweled balm for the battered spirit. A few of those days and you can become drunk with the belief that all's right with the world."*

*- Ada Louise Huxtable*